

**maxGUARD  
AMG MD EX****Weidmüller Interface GmbH & Co. KG**

Klingenbergstraße 16

D-32758 Detmold

Germany

Fon: +49 5231 14-0

Fax: +49 5231 14-292083

www.weidmueller.com



Efficient machine and facility operation calls for fail-safe and maintenance-friendly control voltage distribution that can be installed in a time and space-saving manner.

With the new maxGUARD system, the terminal blocks (previously installed separately) for distributing potential to the outputs of the electronic load monitors become an integral part of a 24 V DC control voltage distribution system.

The innovative combination of load monitoring and potential distribution saves time during installation, increases safety against failure and reduces the amount of space required on the terminal rail by 50%.

**General ordering data**

Type	AMG MD EX
Order No.	<a href="#">2495040000</a>
Version	Potential distributor
GTIN (EAN)	4050118504804
Qty.	10 pc(s).

**Data sheet**

**maxGUARD  
AMG MD EX**

**Weidmüller Interface GmbH & Co. KG**  
Klingenbergstraße 16  
D-32758 Detmold  
Germany  
Fon: +49 5231 14-0  
Fax: +49 5231 14-292083  
www.weidmueller.com

**Technical data**

**Dimensions and weights**

Width	6.1 mm	Width (inches)	0.24 inch
Height	125 mm	Height (inches)	4.921 inch
Depth	96.5 mm	Depth (inches)	3.799 inch
Net weight	27.5 g		

**Temperatures**

Operating temperature	Storage temperature
-----------------------	---------------------

**Probability of failure**

MTTF	50,000 Years
------	--------------

**output**

Connection system	PUSH IN
-------------------	---------



**General data**

Conformal coating	Yes	Current load per contact point	12 A
Operating temperature		Protection degree	IP20
Total current load per potential	12 A		

**Connection data (output)**

Conductor cross-section, AWG/kcmil , max.	12	Conductor cross-section, AWG/kcmil , min.	26
Conductor cross-section, flexible , max.	2.5 mm <sup>2</sup>	Conductor cross-section, flexible , min.	0.14 mm <sup>2</sup>
Conductor cross-section, rigid , max.	2.5 mm <sup>2</sup>	Conductor cross-section, rigid , min.	0.14 mm <sup>2</sup>
Connection system	PUSH IN	Number of terminals	4 (4x -), 2 x 1.5 mm <sup>2</sup> , 2 x 2.5 mm <sup>2</sup>
Screwdriver blade	0.6 x 3.5		

**Approvals**

Institute(ATEX)		Certificate No. (ATEX)	
Institute (cULus)		Certificate no. (cULus)	DEMKO17ATEX1870X
Institute (cULusEX)		Certificate no. (cULusEX)	E258476
			E470829

**Ratings IECEx/ATEX/cUL**

Certificate No. (ATEX)	DEMKO17ATEX1870X	Certificate No. (IECEX)	IECEXULD17.0018X
------------------------	------------------	-------------------------	------------------

**Data sheet**

**maxGUARD  
AMG MD EX**

**Weidmüller Interface GmbH & Co. KG**  
 Klingenbergstraße 16  
 D-32758 Detmold  
 Germany  
 Fon: +49 5231 14-0  
 Fax: +49 5231 14-292083  
 www.weidmueller.com

**Technical data**

**Classifications**

ETIM 6.0	EC000897	eClass 6.2	27-14-11-25
eClass 9.1	27-14-11-20		

**Approvals**

Approvals



ROHS	Conform
------	---------

**Downloads**

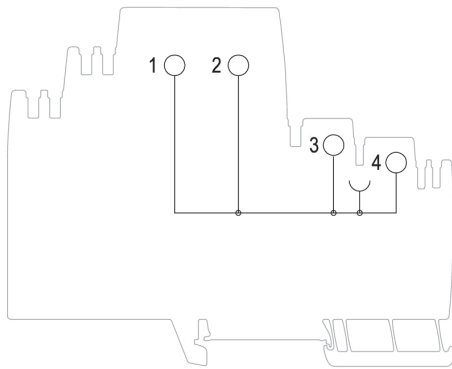
Engineering Data	<a href="#">EPLAN</a>
Engineering Data	<a href="#">STEP</a>
User Documentation	<a href="#">Manual_maxGUARD</a> <a href="#">Operating instructions</a>

**Data sheet**

**maxGUARD  
AMG MD EX**

**Weidmüller Interface GmbH & Co. KG**  
Klingenbergstraße 16  
D-32758 Detmold  
Germany  
Fon: +49 5231 14-0  
Fax: +49 5231 14-292083  
[www.weidmueller.com](http://www.weidmueller.com)

**Drawings**



Schematic circuit diagram